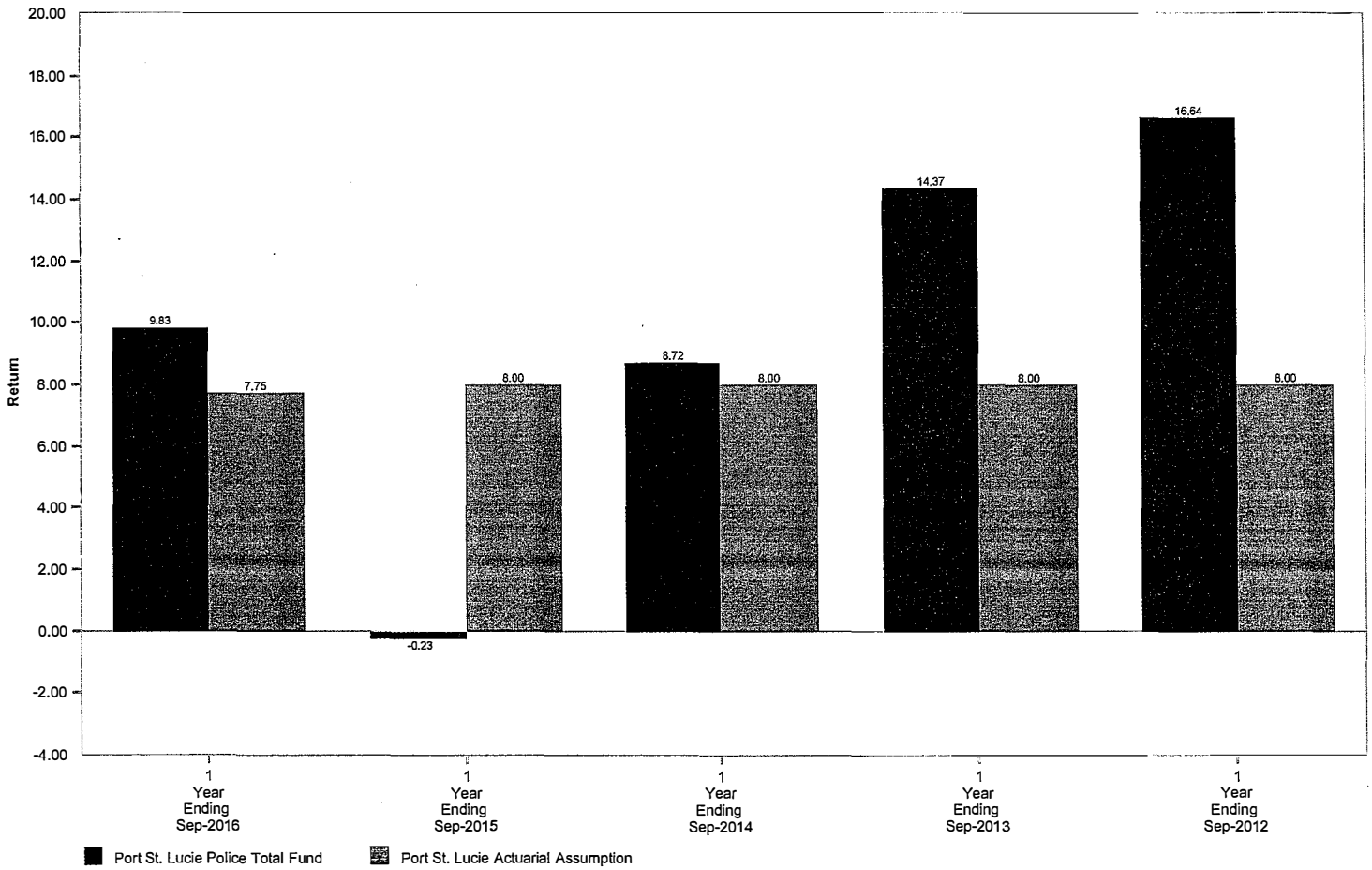
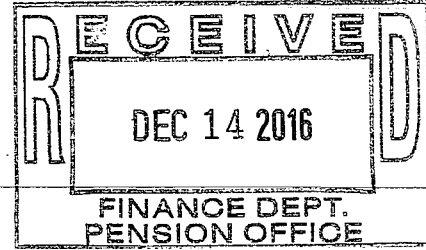


Port St. Lucie Police Officers' Pension Plan
Comparative Performance
As of September 30, 2016

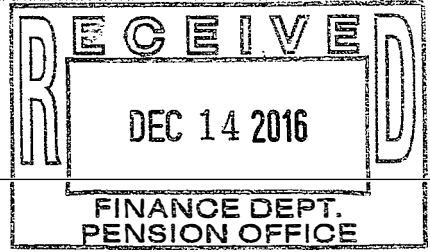
Comparative Performance Net of Fees





Port St. Lucie Police Officers' Pension Plan
 Asset Allocation
 As of September 30, 2016

Asset Allocation Attributes	Sep-2016		Sep-2015		Sep-2014		Sep-2013		Sep-2012		Sep-2011	
	(\$)	%	(\$)	%	(\$)	%	(\$)	%	(\$)	%	(\$)	%
Total Equity	53,030,560	64.99	45,260,756	64.21	44,938,798	66.64	35,618,954	64.30	30,240,002	65.98	24,545,094	64.29
Total Domestic Equity	42,571,979	52.17	35,502,489	50.37	34,952,369	51.83	29,878,863	53.94	25,526,736	55.69	20,239,527	53.01
Total International Equity	10,458,581	12.82	9,758,268	13.84	9,986,429	14.81	5,740,092	10.36	4,713,266	10.28	4,305,568	11.28
Total Fixed Income	21,555,887	26.42	18,770,459	26.63	20,011,966	29.67	16,554,971	29.88	13,273,794	28.96	13,634,566	35.71
Total Real Estate (Composite)	6,187,499	7.58	5,665,041	8.04	1,656,439	2.46	-	0.00	-	0.00	-	0.00
Total Cash	827,833	1.01	791,562	1.12	830,417	1.23	3,223,845	5.82	2,321,659	5.07	-	0.00
Total Fund	81,601,779	100.00	70,487,818	100.00	67,437,620	100.00	55,397,771	100.00	45,835,455	100.00	38,179,660	100.00



Port St. Lucie Police Officers' Retirement Fund
Comparative Performance - IRR
As of September 30, 2016

Comparative Performance - IRR Fiscal Year Periods										
	Oct-2015 To Sep-2016	Oct-2014 To Sep-2015	Oct-2013 To Sep-2014	Oct-2012 To Sep-2013	Oct-2011 To Sep-2012	Oct-2010 To Sep-2011	Oct-2009 To Sep-2010	Oct-2008 To Sep-2009	Oct-2007 To Sep-2008	Oct-2006 To Sep-2007
Total Fund	9.42	-0.61	7.98	14.09	16.12	-5.12	8.85	3.56	-12.87	13.52